

SKF Retractable fin stabilizer



Stabilizing shipping since 1961

For more than half a century SKF Marine has been equipping ocean-going vessels with fin stabilizers and we have provided stabilization solutions for over 600 ships during that time. This has allowed us to amass a wealth of experience which we use to continuously develop our products and drive innovations. The results are embodied in reliable and efficient performance, excellent passenger comfort and the highest degree of safety for passengers, crew and cargo. As our customer, you will benefit from our in-depth and comprehensive advice coupled with top service throughout the full service life of your vessel.

Energy-efficiency and the environment firmly in focus

SKF Marine places the highest priority on protecting the environment and conserving our resources. In this context we have developed the dynamic stabilizer cover (available from 2017). This reduces drag at the fin box opening by up to 90 %, thereby achieving a fuel saving of over 1 %. Our energy-optimized hydraulic units reduce energy consumption by up to 20 % in comparison with conventional units, therefore also making their contribution to a sustainable approach to the environment and resources. Depending upon the type of vessel, other measures for increasing efficiency are available – please contact us for details.

SKF Marine fin stabilizers are of course compliant with the Vessel General Permit (VGP) 2013 regulations, which became effective in December 2013.

Innovation made by SKF Marine

At SKF Marine a dedicated research and development department is responsible for the continued and new development of fin stabilizers. This allows us to remain especially in touch with customer needs and enables us to guarantee that new

market and environmental requirements can be rapidly and reliably realized. We would also be pleased to realize special projects – such as a combination of fixed and retractable fin stabilizers – in cooperation with you.

Available to you 24/7

Once you decide to install SKF Marine fin stabilizers you can leave the rest up to us: from technical consulting during selection of the fin stabilizer type and design services during the planning phase, through smooth management of your project – including marine engineering integration and commissioning – right up to providing premium service over the full service life of your vessel.

We of course also take care of inspection and maintenance work, including retrofit solutions for the control unit. This allows us to keep your system fully functional and updated at all times.

Even when you need our assistance at short notice because of an urgent issue, our highly trained specialists can be deployed around the clock anywhere in the world – we make even the most complicated repairs possible within the shortest possible docking times.

Your service benefits:

- Qualified service personnel from Hamburg are available 24/7 and deployed worldwide
- Technical consulting during planning, installation and commissioning, including crew training courses
- Inspection and maintenance work
- Modification of existing units to VGP2013 standards
- Retrofit solutions for the control units
- Emergency service

We look forward to jointly developing solutions with you that are customized to your individual wishes and requirements. We will subsequently remain at your side – over the full service life of your vessel.



Your service contact:

Emergency phone number:

+49 (0) 172 437 47 78

(available 24 hours a day)

E-mail:

service-stabilizer@skf-marine.com





TWO DESIGNS
TYPE Z
AND TYPE S



SKF Retractable fin stabilizer

The two types of stabilizer from SKF Marine always ensure the highest possible stabilization performance – whether zero-speed and underway stabilization with the retractable fin stabilizer type Z or optimum underway stabilization with the retractable fin stabilizer type S.

General description

- Rotary vane fin actuators
- Fin can be housed completely inside without any hull protrusion, lower drag, reduced fuel consumption
- Patented anti-vortex tip fairings: increased lift, smaller fin area required, low drag, fuel saving

Main advantages of SKF Retractable fin stabilizer

Design

- Accumulator-supported hydraulic system: Reduced size of motors and pumps, lower demand on electrical current, lower peak load on power supply, decreased noise level, increased dynamic system response
- Compliance with classification societies' regulations, SOLAS and MARPOL 73/78 convention specifications
- Compliant with Vessel General Permit (VGP) 2013 regulations

Installation

- Integration into ship structure (fin box) designed in close collaboration with the shipyard
- Final manufactured unit, fully tested including operation and automation test
- Delivered ready-to-use to any shipyard worldwide
- Final installation to be done by shipyard; welding into the ship structure, installation with chocking fluid, wiring and cooler connection

Operation

- Easy operation by simple start or stop commands
- Control system's operation is fully adaptive to the ship speed, sea state and roll motion behaviour of the vessel. Manual adjustments by the crew are possible when required
- For manual control during inspections or any intermediate maintenance, use operation and service switches which are located inside the fin control cabinet
- Customized mode selection: Control system design enables single-fin or twin-fin operation
- Control system is fully integrated into the motor starter cabinets. No additional central control or sensor cabinets are required
- Touch control panel provides status, alarm and service information for best operational comfort and control

SKF Retractable fin stabilizer type Z


General description

- SKF retractable fin stabilizer for both zero speed and underway stabilization for all kinds of vessels
- $\pm 60^\circ$ working angle
- Fin area range up to 24 m²

Further design advantages

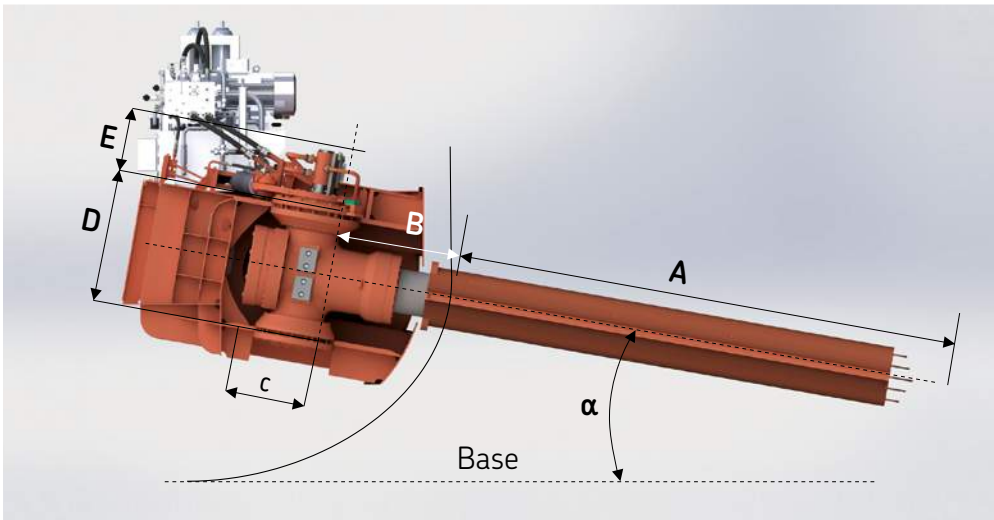

- Rotary vane fin actuators:
Extremely compact, powerful and highly reliable; torque transmission is free of unbalanced forces on the fin. This avoids additional loads on the bearings thus ensuring high fin movement precision and enabling $\pm 60^\circ$ working angle
- Benefits of $\pm 60^\circ$ working angle in zero speed mode:
 - Increased lift; better roll reduction
 - Smaller fin area; reduced resistance under way
- Concave fin profile with increased lift coefficient

Dimensions/Type	Z 300	Z 400	Z 500	Z 600
Fin area [m²] up to	9,00	13,00	17,00	21,00
A [m]	4,00	4,80	5,45	6,10
B [m]	0,95	0,99	1,40	1,65
C [m]	0,58	0,69	0,80	1,00
D [m]	0,95	1,22	1,40	1,54
E [m]	0,73	0,73	0,73	0,73
F_{min} [m]	6,20	7,20	8,50	9,60
α [deg]	15–30	15–30	15–30	15–30



**TYPE Z
STABILIZER**

FOR ZERO SPEED
AND UNDERWAY
STABILIZATION



SKF Retractable fin stabilizer type S

General description

- SKF retractable fin stabilizer for underway stabilization of all kinds of vessel
- Flapped fin design
- Fin area range from 1,2 to 20 m²



Further design advantages

- Flow-off recesses at fin box: low cavitation, minimal flow resistance
- Flapped fin design: synchronously actuated, up to 30 % increased lift compared to one-piece fin
- Rotary vane fin actuators: extremely compact, powerful and highly reliable; torque transmission is free of unbalanced forces on the fin, avoiding additional loads on the bearings and ensuring
- High fin movement precision

Application

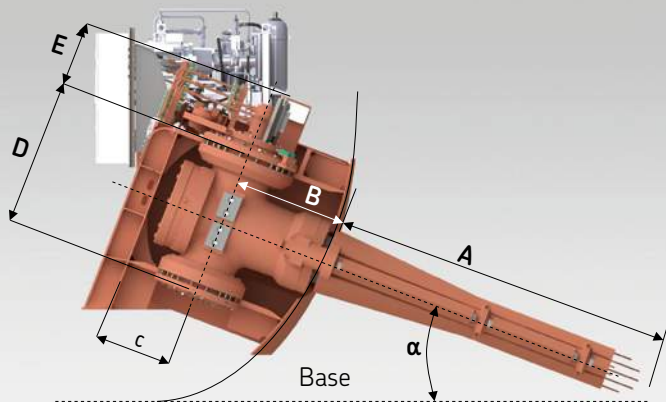
- Ultra High Lift (UHL) fin: specially designed tail flap for increasing the effective lift and roll reduction for low service speed.

Dimensions/Type	S 100	S 200	S 300	S 400	S 500	S 600	S 700	S 800
Fin area [m ²]	1,20–1,80	2,00–2,70	3,00–4,20	4,80–6,80	6,50–9,30	8,00–12,00	12,50–16,00	16,30–20,00
A [m]	1,55–2,00	2,00–2,70	2,44–3,41	3,10–4,35	3,60–5,15	4,00–5,90	5,00–6,40	5,70–7,01
B [m]	0,60	0,71	0,95	0,99	1,20	1,33	1,60	1,88
C [m]	0,50	0,53	0,58	0,69	0,80	0,86	1,01	1,20
D [m]	0,78	0,52	0,96	1,22	1,40	1,54	1,70	1,90
E [m]	0,62	0,62	0,73	0,73	0,73	0,73	0,89	0,93
F_{min} [m]	3,00–3,40	3,50–4,30	4,30–5,20	5,00–6,30	5,90–7,50	6,50–8,40	7,90–9,30	9,10–10,50
α [deg]	15–30	15–30	15–30	15–30	15–30	15–30	15–30	15–30



TYPE S STABILIZER

FOR OPTIMUM
UNDERWAY
STABILIZATION



SKF Dynamic Stabilizer Cover

The SKF Dynamic Stabilizer Cover is designed to reduce drag at the fin box opening and improve the efficiency of passenger vessels equipped with SKF retractable fin stabilizers type S and type Z.

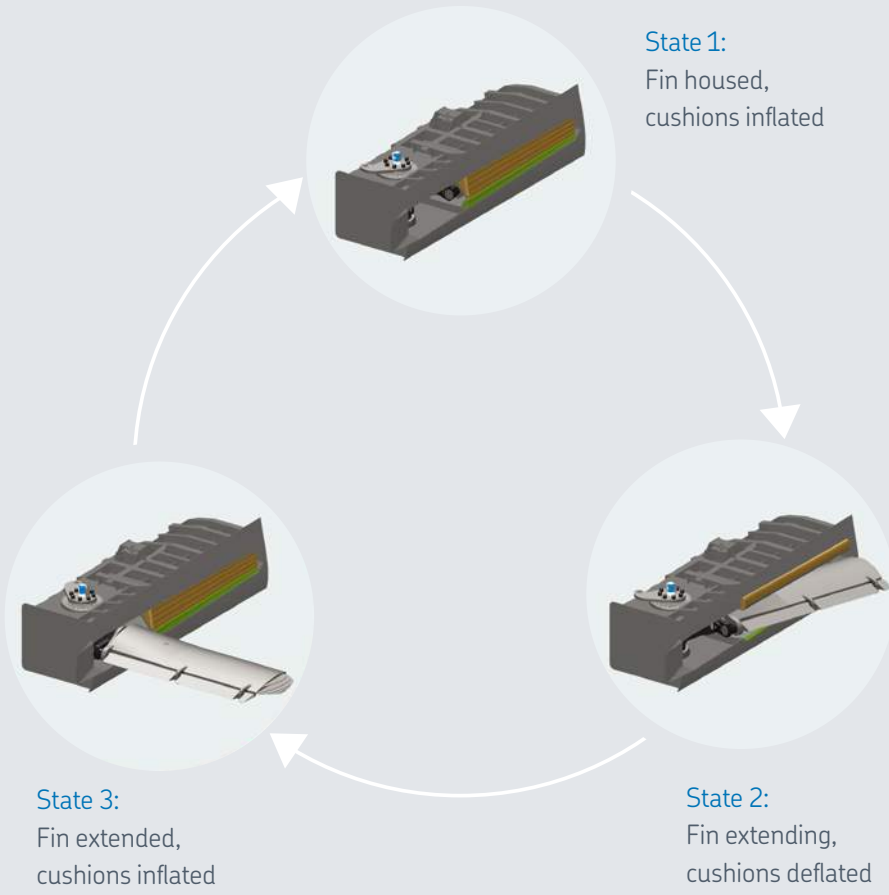
Advantages

- Inflatable cover for fin stabilizer opening
- Reduction of fin box resistance of up to 90 %; reduction of the fuel consumption more than 1 %
- Easy actuator: deflate by surrounding water pressure, inflate by compressed air from the existing system
- Kevlar mesh cushions coated with neoprene rubber
- Control of the cover is integrated into the existing stabilizer control system
- Low maintenance requirements
- Adapted fin box design for new builds
- Retrofit solution for existing SKF retractable fin stabilizers

SKF non-retractable fin stabilizer

In addition to retractable fin stabilizers, the SKF Marine range also includes non-retractable fin stabilizers for all types of vessel. If you need stabilization solutions, either zero-speed or underway, the type FZ is the right choice.

Whether retractable or non-retractable fin stabilizers – we would be pleased to provide you with advice on stabilizing your vessel and develop a solution that is customized to your individual requirements.



UP TO
90% LESS
DRAG AT FIN BOX
OPENING



Please contact:

SKF Marine GmbH

Hermann-Blohm-Straße 5

20457 Hamburg, Germany

Telephone: + 49 (0) 40 30 11 - 0

Fax: + 49 (0) 40 30 11 - 1900

Authorised Distributor



t: +44 1264 860186

e: spares@simplexturbulo.com

STC is a member of



skf.com | skf-marine.com

© SKF and Simplex are registered trademarks of the SKF Group.

© SKF Group 2016

The contents of this publication are the copyright of the publisher and may not be reproduced (even extracts) unless prior written permission is granted. Every care has been taken to ensure the accuracy of the information contained in this publication but no liability can be accepted for any loss or damage whether direct, indirect or consequential arising out of the use of the information contained herein.

PUB 43/P2 16822 EN · August 2016

Certain image(s) used under license from Shutterstock.com.